

BOSHART INDUSTRIES

Telephone: 1-519-595-4444 - Toll Free: 1-800-561-3164

Fax: 1-519-595-4380 - www.boshart.com

SECTION 12 YARD HYDRANTS, WELL POINTS & HAND PUMPS

PRODUCT LINE	PAGE
Heavy Duty Yard Hydrants	1
Yard Hydrant Parts	2
Standard Yard Hydrants	3
Stainless Steel Screen Drive Well Points	4
Drive Caps and Drive Couplings	4
PVC Points & Well Screens	5
Accessories	6
Hand Pump and Accessories	7
Leathers	8

BOSHART INDUSTRIES

Telephone: 1-519-595-4444 - Toll Free: 1-800-561-3164

Fax: 1-519-595-4380 - www.boshart.com

12-1

June 24/19

BII PREMIUM YARD HYDRANTS

- Tough Heavy Duty Cast Iron Head with bucket hook has excellent flow characteristics, is tapped with a 3/4" FPT outlet and comes complete with a removable 3/4" GHT brass garden connector
- Large Heavy Duty Handle has longer hand grip for comfortable operation. It can be held firmly in any position to regulate flow by means of a S.S. thumb bolt and has a locking eye allowing the hydrant to be pad-locked in the closed position.
- Polished Stainless Steel operating rod reduces wear on the stem packing and provided maximum corrosion resistance.
- Double O-ring Sealing System provides a positive seal between the hydrant head and operating rod. The O-Rings are easily replaced, a great advantage over yard hydrants that use stem packing which is very difficult to remove and clean out of the head casting.
- One piece zinc plated pivot connector complete with a square head S.S. set screw allows for easy adjustment of the linkage
- Double zinc plated draw straps provide excellent corrosion resistance; have smooth operation with very limited play in the linkage.
- 1" Galvanized ASTM A53 Sch. 40 Stand Pipe (304 S.S. Sch. 40 pipe is available)
- Bronze and No Lead Bronze Valve Body offer superior flow rates, a self draining bleeder port (tapped 1/8 FPT) prevents riser pipe and valve head from freezing, available in a 3/4" FPT or 1" FPT.
- One Piece Plunger Buna-N-Rubber Molded over Stainless Steel Insert with triple groove design ensures that there is no chance of the rubber detaching from the Stainless core. The self-lubricating rubber prolongs the life of the plunger.
- 3/8" Steel Connecting Rod & Coupling.
 - Max Pressure 125 PSI
 - Max Temperature 120°F (48°C)

GALV STAND PIPE

304 SS STAND PIPE

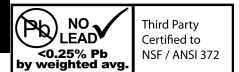
PART NO.	LIST PRICE-A	PART NO.	LIST PRICE-A	BURY LENGTH	OVERALL LENGTH	WEIGHT (LBS)
3/4" FPT Inlet						
YHP-01	146.04	YHPCR-01	195.35	1'	45"	12.91
YHP-015	149.86	YHPCR-015	204.94	1-1/2'	51"	13.93
YHP-02	153.64	YHPCR-02	215.25	2'	57"	14.95
YHP-03	161.44	YHPCR-03	239.11	3'	69"	16.99
YHP-04	170.78	YHPCR-04	261.12	4'	81"	19.03
YHP-05	178.89	YHPCR-05	281.96	5'	93"	21.07
YHP-06	186.61	YHPCR-06	302.12	6'	105"	23.11
YHP-07	206.73	YHPCR-07	321.59	7'	117"	25.15
YHP-08	215.78	YHPCR-08	343.40	8'	129"	27.19
YHP-10	233.90	YHPCR-10	381.03	10'	153"	31.27
1" FPT Inlet						
YHPHC-01	165.16	YHPHCCR-01	203.52	1'	45"	13.05
YHPHC-015	169.34	YHPHCCR-015	213.50	1-1/2'	51"	14.07
YHPHC-02	173.47	YHPHCCR-02	226.47	2'	57"	15.09
YHPHC-03	182.01	YHPHCCR-03	251.02	3'	69"	17.13
YHPHC-04	192.22	YHPHCCR-04	273.65	4'	81"	19.17
YHPHC-05	201.10	YHPHCCR-05	295.08	5'	93"	21.21
YHPHC-06	209.54	YHPHCCR-06	315.82	6'	105"	23.25
YHPHC-07	231.54	YHPHCCR-07	335.85	7'	117"	25.29
YHPHC-08	241.44	YHPHCCR-08	358.29	8'	129"	27.33
YHPHC-10	261.25	YHPHCCR-10	396.99	10'	153"	31.41
YHPHC-13	304.05			13'	189"	



YHPCR/YHPHCCR Series with 304 SS Stand pipe recommended for use in Highly Corrosive Applications Such as Hog/Dairy Barn Washdown

NO LEAD PREMIUM YARD HYDRANTS

3/4" FPT Inlet No Lead Bronze Valve Body						
YHP-01NL	160.78	YHPCR-01NL	211.60	1'	45"	12.91
YHP-015NL	164.60	YHPCR-015NL	224.27	1-1/2'	51"	13.93
YHP-02NL	168.38	YHPCR-02NL	233.02	2'	57"	14.95
YHP-03NL	176.18	YHPCR-03NL	262.61	3'	69"	16.99
YHP-04NL	185.51	YHPCR-04NL	277.37	4'	81"	19.03
YHP-05NL	193.63	YHPCR-05NL	298.21	5'	93"	21.07
YHP-06NL	201.35	YHPCR-06NL	318.37	6'	105"	23.11
YHP-07NL	221.46	YHPCR-07NL	344.62	7'	117"	25.15
YHP-08NL	230.52	YHPCR-08NL	367.33	8'	129"	27.19
YHP-10NL	248.63	YHPCR-10NL	406.57	10'	153"	31.27
YHP-13NL	287.77			13'	189"	
1" FPT Inlet No Lead Bronze Valve Body						
YHPHC-01NL	177.54	YHPHCCR-01NL	219.31	1'	45"	13.05
YHPHC-015NL	181.72	YHPHCCR-015NL	229.18	1-1/2'	51"	14.07
YHPHC-02NL	185.85	YHPHCCR-02NL	239.77	2'	57"	15.09
YHPHC-03NL	194.39	YHPHCCR-03NL	264.32	3'	69"	17.13
YHPHC-04NL	204.59	YHPHCCR-04NL	286.96	4'	81"	19.17
YHPHC-05NL	213.47	YHPHCCR-05NL	308.39	5'	93"	21.21
YHPHC-06NL	221.92	YHPHCCR-06NL	329.13	6'	105"	23.25
YHPHC-07NL	243.91	YHPHCCR-07NL	356.20	7'	117"	25.29
YHPHC-08NL	253.81	YHPHCCR-08NL	379.56	8'	129"	27.33
YHPHC-10NL	273.63	YHPHCCR-10NL	419.92	10'	153"	31.41
YHPHC-13NL	316.44			13'	189"	



BOSHART INDUSTRIES

12-2
June 24/19

Telephone: 1-519-595-4444 - Toll Free: 1-800-561-3164
Fax: 1-519-595-4380 - www.boshart.com

" BII" YHP PREMIUM & YPHC PREMIUM HI CAPACITY YARD HYDRANT PARTS

VALVE BODY

PART NO.	DESCRIPTION	LIST PRICE-A	DIAGRAM REFERENCE NO.
13YH-VB07HCNL	3/4" No Lead Bronze Valve Body	66.78	O
13YH-VB07	3/4" Heavy Duty Bronze Valve Body	44.48	O
13YH-VB10	1" Heavy Duty/High Capacity Bronze Valve Body	51.91	O
13YH-P01	Stainless & Rubber Plunger Complete	11.68	N


PART NO. DESCRIPTION

PART NO.	DESCRIPTION	LIST PRICE-A	DIAG. REF.NO.
13YH-HA	YARD HYDRANT HEAD ASSEMBLY - BLUE (COMPLETE) Includes the following:	99.24	
PART NO.	DESCRIPTION		
13YH-H01	Heavy Duty Head Casting - Blue	36.22	A
13YH-H02	Heavy Duty Lever Casting - Blue	17.51	B
13YH-H03	3/8" Steel Coupling	4.58	C
13YH-H04	3/8" Stainless Steel Operating Rod	6.11	D
13YH-H05	#204 O-Ring Nitrile Buna N (2)	2.04	E
13YH-H06	3/4" Brass Packing Nut	5.76	F
13YH-H07	1" Zinc Plated Steel Pivot Connector	6.37	G
13YH-H08	5/16" -18 UNC x 3/4" 18.8 Stainless Steel Set Screw	2.16	H
13YH-H09	Zinc Plated Steel Draw Strap-Colourized (2)	4.62	I
13YH-H10/11	1/4" ss lever Bolt & locking nut		J/K
13YH-H12	3/4" -14 NPT Brass Hose Bibb Adapter	6.56	L
13YH-H13	5/16" -18 UNC x 3/4" Thumb Bolt	2.55	M

13YH-REPKIT HYDRANT REPAIR KIT

Includes the following:

13YH-H09	Zinc plated draw strap colourized (2)		
13YH-H07	1" Zinc plated pivot connector (1)		
13YH-H08	5/16" -18 UNC x 3/4" 18.8 Stainless Steel Set Screw (1)		
13YH-H06	3/4" Brass Packing Nut (1)		
13YH-H05	#204 O-Ring Nitrile Buna N (2)		
13YH-P01	Stainless & Rubber Plunger Complete (1)		



HYDRANT ELBOWS AND TEES

- No Lead Bronze and 304 Stainless options available
- 3/4" & 1" Male Threaded Connections
- Extra Long and Reducing options
- 3/4", 1" & 1-1/4" Insert Barb Connections



HLXL-075-100NL



HLU-NL



HL-100NL



HT-075-100NL



SSHL-100

FOR A COMPLETE LIST, SEE SECTION 4

NOTE: Replacement parts for Merrill Hydrants are still available. [Please contact your Sales Rep for information.](#)

BOSHART INDUSTRIES

Telephone: 1-519-595-4444 - Toll Free: 1-800-561-3164

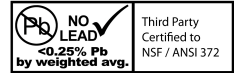
Fax: 1-519-595-4380 - www.boshart.com

12-3

June 24/19

NO LEAD STANDARD YARD HYDRANTS

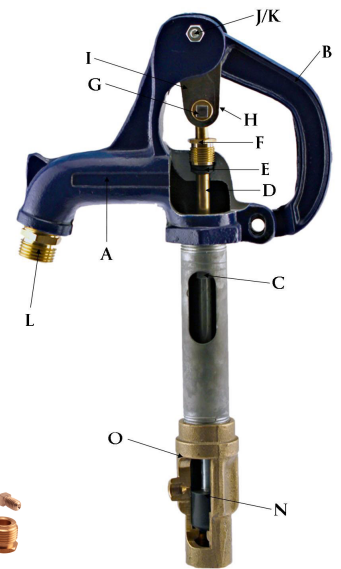
- Durable Cast Iron Head with bucket hook comes complete with a removable 3/4" GHT brass garden connector.
- Large Handle can be held firmly in any position to regulate flow by means of a zinc plated thumb bolt and has a locking eye as a standard feature allowing the hydrant to be pad-locked in the closed position.
- Brass Operating Rod provided good corrosion resistance.
- Double O-ring Sealing System provides a positive seal between the hydrant head and operating rod. The O-Rings are easy replaced when required after many years of service, a great advantage over yard hydrants that use stem packing which is very difficult to remove and clean out of the head casting.
- One piece brass pivot connector complete with a zinc plated square head set screw allows for easy adjustment of the linkage without disassembly.
- Zinc plated draw straps provide good corrosion resistance; have smooth operation with limited play in the linkage.
- 6 By-Pass channels in No Lead Brass Valve Body offer good flow rates, self draining bleeder port (tapped 1/8 FPT) prevents riser pipe and valve head from freezing.
- One Piece Plunger Buna-N-Rubber Molded over Brass Insert provides a positive seal and easy adjustment.
- 1" Galvanized Stand Pipe
 - 3/8" Steel Connecting Rod & Coupling
 - Max Pressure 125 PSI
 - Max Temperature 120°F (48°C)



PART NO.	BURY LENGTH	OVERALL LENGTH	WEIGHT (LBS)	LIST PRICE-A
3/4" FPT Inlet				
YHS-01NL	1'	39.2"	11.00	89.40
YHS-02NL	2'	51.2"	12.50	95.49
YHS-03NL	3'	63.2"	14.25	97.81
YHS-04NL	4'	75.3"	16.37	104.14
YHS-05NL	5'	87.3"	18.94	110.23
YHS-06NL	6'	99.3"	20.00	116.20

YHS STANDARD YARD HYDRANT PARTS

PART NO.	DESCRIPTION	LIST PRICE-A	DIAG. REF.NO.
2-13YH-HA	YARD HYDRANT HEAD ASSEMBLY - COMPLETE Includes the following:	73.43	
PART NO.	DESCRIPTION		
2-13YH-H01	Head Casting	34.26	A
2-13YH-H02	Lever Casting	11.99	B
2-13YH-H03	3/8" Steel Coupling	1.22	C
2-13YH-H04	3/8" Brass Operating Rod	9.10	D
2-13YH-H05	#204 O-Ring Nitrile Buna N (2)	0.36	E
2-13YH-H06	3/4" Brass Packing Nut	3.57	F
2-13YH-H07	1" Zinc Plated Steel Pivot Connector	6.30	G
2-13YH-H08	Zinc Square Head Set Screw	2.15	H
2-13YH-H09	Zinc Plated Steel Draw Strap-Colourized (2)	3.15	I
13YH-H10/11	1/4" ss lever Bolt & locking nut		J/K
2-13YH-P01	Brass & Rubber Plunger Complete (1)	14.57	N
2-13YH-VB07	3/4" No Lead Brass Valve Body	44.88	O
2-13YH-REPKIT	HYDRANT REPAIR KIT Includes the following:	29.98	
2-13YH-H09	Zinc plated draw strap (2)		
2-13YH-H07	1" Zinc plated pivot connector (1)		
2-13YH-H08	Zinc Plated Hex Bolt (1)		
2-13YH-H06	3/4" Brass Packing Nut (1)		
2-13YH-H05	#204 O-Ring Nitrile Buna N Rubber (2)		
2-13YH-P01	Plunger Assembly (2) / Old Style / New Style		



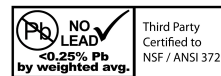
BOSHART INDUSTRIES

12-4
June 24/19

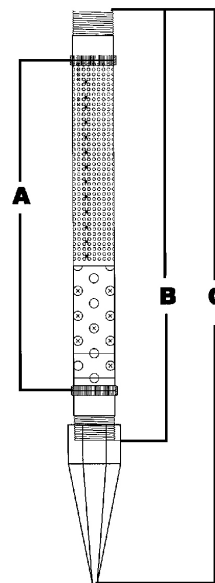
Telephone: 1-519-595-4444 - Toll Free: 1-800-561-3164
Fax: 1-519-595-4380 - www.boshart.com

STAINLESS STEEL SCREEN DRIVE WELL POINTS

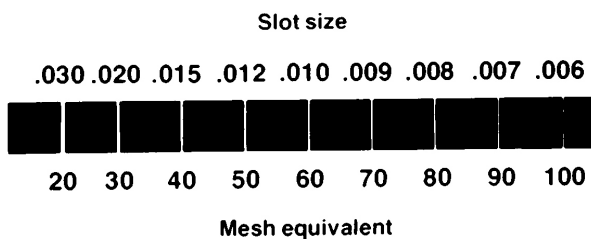
- Rugged design with octagonal ductile iron head to prohibit turning in tough driving conditions
- Extendable in the field by removing head and coupling together with second well point for added capacity
- Bronze MIG weld top and bottom to prohibit screen shift or peeling (preferable to a compression/mechanical fastening system)
- Spotweld at 3/8" centers to prevent seam opening
- Stainless steel screen with 1/8" staggered perforations for maximum open area
- Compact design which provides equal to or greater than screening area of competing brands
- Solid steel columns running the entire length of the galvanized pipe ensuring structural integrity



PART NO.	PIPE SIZE	SCREEN LENGTH-A	PIPE LENGTH-B	OVERALL LENGTH-C	MESH	LIST PRICE-A
WP12-24-60M	1-1/4"	18"	24"	29"	60	63.00
WP12-24-80M	1-1/4"	18"	24"	29"	80	63.00
WP12-30-60M	1-1/4"	24"	30"	35"	60	71.01
WP12-30-80M	1-1/4"	24"	30"	35"	80	71.01
WP12-30-100M	1-1/4"	24"	30"	35"	100	71.01
WP12-36-60M	1-1/4"	30"	36"	41"	60	80.12
WP12-36-80M	1-1/4"	30"	36"	41"	80	80.12
WP12-36-100M	1-1/4"	30"	36"	41"	100	80.12
WP12-48-60M	1-1/4"	42"	48"	53"	60	103.90
WP12-48-80M	1-1/4"	42"	48"	53"	80	103.90
WP12-48-100M	1-1/4"	42"	48"	53"	100	103.90
WP20-36-60M	2"	30"	36"	42"	60	131.58
WP20-36-80M	2"	30"	36"	42"	80	131.58
WP20-36-100M	2"	30"	36"	42"	100	131.58
WP20-48-60M	2"	42"	48"	55"	60	159.48
WP20-48-80M	2"	42"	48"	55"	80	159.48



It is important when ordering points that you compare the actual open area as some points have 50% less perforations resulting in severely jeopardized flow capacity. Therefore excessive pipe without straining capacity which is visible or concealed beneath the screen is not always the most effective point.



DRIVE CAPS AND DRIVE COUPLINGS

DRIVE CAPS - BLACK

PART NO.	SIZE	LIST PRICE-A
18-181	1-1/4"	7.08
18-183	2"	22.80



DRIVE COUPLINGS - GALVANIZED

PART NO.	SIZE	LIST PRICE-A
18-184	1-1/4"	9.68
18-186	2"	17.73



Note: Boshart Industries recommends the use of drive caps and drive couplings with Stainless Steel well points. The use of malleable couplings and caps is not recommended.



BOSHART INDUSTRIES

Telephone: 1-519-595-4444 - Toll Free: 1-800-561-3164

Fax: 1-519-595-4380 - www.boshart.com

12-5


June 24/19

PVC POINTS & WELL SCREENS

The entire line of Well Screens, Well Points, Jet Points are constructed of durable PVC pipe and rugged thermoplastic points. Precision slotting provides for maximum flow capacity while maintaining strength and durability. All screens are slotted horizontally to provide more strength against collapsing and closing due to sand pressure and allow more open area per foot than vertical slotting. Should screens become plugged or encrusted by aggressive water, they can be cleaned without harm to the screen. Ideal for use in natural or artificial gravel packed wells...monitoring wells...dewatering applications...test wells...irrigation wells...screens in lakes, canals and ponds.

PVC WELL POINTS (1-1/4" , 1-1/2" , 2")


Commonly used for small diameter shallow wells in residential, irrigation and water systems. While *not recommended for hard driving*, Well Points can easily be *washed* down and then driven lightly into the water bearing sand or light gravel formation in a lake or stream, or in a bored, dug or drilled well. Additionally, points can act as a screen cap or plug to eliminate sand upheaval through the well bottom.



PART NO.	PIPE SIZE	LENGTH (FEET)	SLOT SIZE	SHIPPING WT-lbs	CTN QTY	LIST PRICE-A
PWP12-36-010	1-1/4"	3	.010	1.4		16.20
PWP12-48-010	1-1/4"	4	.010	1.8		21.41
PWP12-60-010	1-1/4"	5	.010	2.2		26.57
PWP15-36-010	1-1/2"	3	.010	1.6		47.20
PWP15-48-010	1-1/2"	4	.010	2.1		48.16
PWP15-60-010	1-1/2"	5	.010	2.7		60.26
PWP20-36-010	2"	3	.010	2.2		21.87
PWP20-48-010	2"	4	.010	2.9		29.02
PWP20-60-010	2"	5	.010	3.6		36.12

PVC JET POINTS (1-1/4" , 2")

Similar to Well Points but offer the versatility and simplicity of being attached to a well screen, thus eliminating the added expense of a washdown valve and additional labour and material. Unique design allows for maximum fluid circulation and forceful jetting action. For rapid installation and development of a single well or multi-well monitoring and residential applications.



NPS PIPE THREAD	PART NO.	PIPE SIZE	LENGTH (FEET)	SLOT SIZE	SHIPPING WT-lbs	CTN QTY	LIST PRICE-A
1/2"	PWJP12-36-010	1-1/4"	3	0.010	1.4		54.80
1"	PWJP20-36-010	2"	3	0.010	2.3		102.09
1"	PWJP20-60-010	2"	5	0.010	3.7		112.00

PUMP SAVERS



PART NO.	OVERALL LENGTH	FT. SLOTTED	DISCHARGE PIPE SIZE	SLOT SIZE	CTN QTY	LIST PRICE-A
PWPS40-60-010	63"	3	1.25	0.010		293.35
PWPS40-60-040	63"	3	1.25	0.040		293.35



PVC WELL SCREENS

Generally used when the design of the well requires attachment of the screen directly to the well casing; and where it is desired to maintain the same inside diameter throughout the full depth of the well. Well screens correspond with standard OD - ID Schedule 40 PVC weights and sizes. Smaller diameter screens may be telescoped inside larger casings with the use of K-Packers or other approved forms of sealing the void space between the screen and casing.

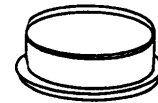


PART NO.	PIPE SIZE	LENGTH (FEET)	SLOT SIZE	SHIPPING WT-lbs	CTN QTY	LIST PRICE-A
PWS20-48-010	2"	4	0.010	2.8		46.68
PWS20-60-010	2"	5	0.010	3.5		58.33
PWS30-48-010 *	3"	4	0.010	5.7		95.68
PWS30-60-010 *	3"	5	0.010	7.2		119.59
PWS40-48-010	4"	4	0.010	8.2		122.57
PWS40-60-010	4"	5	0.010	10.2		153.22

* Non-stock item. Product must be ordered in carton quantities. Check with your [Sales Representative](#) for delivery information

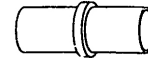
FLUSH SLIP PLUGS (SCHEDULE 40 PIPE)

PART NO.	PIPE SIZE	CTN	LIST PRICE-A
PWA-PL20	2"		4.00
PWA-PL40	4"		18.50



FLUSH INSIDE SLIP COUPLINGS

PWA-FC12	1-1/4"	25	1.37
PWA-FC15	1-1/2"	25	1.56
PWA-FC20	2"	25	2.31



WASHDOWN VALVES (SAND SHARK)

Valve is supplied with a coupling.

PWA-WDV20	2"		61.85
-----------	----	--	-------



WELL POINTS (PVC)

PWA-PT12	1-1/4"		7.75
PWA-PT20	2"		15.31
PWA-PT40	4"		37.63



WELL SCREEN CAPS

PWA-CA20	2"		4.22
----------	----	--	------





BOSHART INDUSTRIES

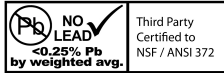
Telephone: 1-519-595-4444 - Toll Free: 1-800-561-3164

Fax: 1-519-595-4380 - www.boshart.com

12-7

June 24/19

HAND PUMP



Recommended for shallow pump applications. This pump is ideal for installation on a barrel or holding tank.

- Maximum lift rating is 25 feet or less (measured from the water surface to the spout)
NOTE: At sea level and under ideal conditions, this pump has the potential lift of 28 feet maximum. At higher elevations the distance water can be lifted is reduced due to the drop in atmospheric pressure. Deduct 1 foot of lift for every 1000 feet elevation above sea level, and 1 foot lift for every 50 feet of horizontal piping if applicable.
- Heavy cast iron construction with black enamel paint finish
- Open spout
- Leather valve and plunger cup
- 3" i.d. cylinder barrel
- 1-1/4" drop pipe connection
- 15-3/4" high
- 15 lbs

PART NO	QUANTITY		LIST PRICE-A
	CTN	CASE	
19-HP	1	125	91.07


REPLACEMENT PARTS

PART NO	DESCRIPTION	LIST PRICE-A
19-HP-01	3" Plunger Assembly	27.22
19-HP-02	Valve leather & Weight Assembly	7.90
19-HP-06	Repair Kit, Valve and Cup Leather	11.81
19-VL312	3-1/2" Valve Leather	12.45
CLS3-L	3" Cup Leather	23.95

* See page 12-8 for pricing

ROD COUPLINGS #720 FEMALE ROD TO FEMALE ROD

PART NO.	SIZE	SIZE OF HEXAGON	OVERALL LENGTH	QTY	LIST PRICE-A
19-RC720-01 *	3/8" x 3/8"	5/8"	1-1/2"	25	5.08
19-RC720-03	7/16" x 7/16"	5/8"	1-3/4"	25	5.08
19-RC720-05	1/2" x 7/16"	11/16"	1-3/4"	Bulk	14.16
19-RC720-06 *	1/2" x 1/2"	11/16"	1-3/4"	25	5.35
19-RC720-07	5/8" x 7/16"	13/16"	2-1/8"	Bulk	13.45
19-RC720-09 *	5/8" x 5/8"	13/16"	2-1/8"	Bulk	7.20



* Non-stock item. Check with your [Sales Representative](#) for delivery information

GALVANIZED PUMP ROD

21 FT. LENGTHS - 10 LENGTHS TO A BUNDLE - 110 LBS PER BUNDLE

PART	DESCRIPTION	LIST PRICE-A
19-PR716	7/16 Threaded And Coupled	9.40 FT



BOSHART INDUSTRIES

12-8
June 24/19

Telephone: 1-519-595-4444 - Toll Free: 1-800-561-3164
Fax: 1-519-595-4380 - www.boshart.com



SOFT CUP LEATHERS

SIZE O.D.	PART NO. 1/4" S.H.	PART NO. 3/8" S.H.	PART NO. 1/2" S.H.	PART NO. 5/8" S.H.	PART NO. L.H.	LG. HOLE SIZE	CTN QTY	LIST PRICE-A
1-1/8"		CLS118						8.38
1-1/4"	CLS114-2		CLS114-5	CLS114				8.38
1-3/8"			CLS138-5	CLS138				9.21
1-1/2"			CLS112-5	CLS112				9.13
1-5/8"			CLS158-5	CLS158	CLS158-L	1-1/8"		10.03
1-11/16"					CLS11116-L	1"		12.57
1-3/4"				CLS134	CLS134-L	1-1/8"		12.57
1-13/16"				CLS11316	CLS11316-L	1-3/16"		12.57
1-7/8"				CLS178				12.65
2"				CLS2	CLS2-L	1-1/4"		12.87
2-1/8"					CLS218-L	1-5/16"		13.25
2-1/4"				CLS214	CLS214-L	1-1/2"		13.62
2-1/2"				CLS212	CLS212-L	1-5/8"		14.97
2-3/4"					CLS234-L	1-7/8"		16.39
2-7/8"					CLS278-L	2"		20.13
3"				CLS3	CLS3-L	2"		23.95
3-1/2"				CLS312	CLS312-L	2-1/2"		28.07
4"				CLS4	CLS4-L	3"		36.15

VALVE LEATHERS

PART NO.	LEATHER SIZE OUTSIDE DIA.	FOOT VALVE SIZE	CTN QTY	LIST PRICE-A
19-VL2	2"			8.17
19-VL212	2-1/2"	1"		10.00
19-VL234	2-3/4"	1-1/4"		11.30
19-VL3	3"	1-1/2"		11.57
19-VL312	3-1/2"			12.45
19-VL4	4"			13.13
19-VL412	4-1/2"			18.92
19-VL414	4-1/4"	2"		17.15
19-VL5	5"	3"		19.32
19-VL6	6"			46.75
19-VL634	6-3/4"			50.35
19-VL714	7-1/4"	4"		66.55
19-VL934	9-3/4"	6"		101.73
19-VL10	10"			109.08
19-VL1278	12-7/8"	8"		170.73

